

Environmental Product Declaration



In accordance with ISO 14025 and EN 15804:2012+A2:2019 for:

Kitchen mixer Azur Zero, Lead free, a-collection

from

Ahlsell AB



Programme
Programme operator
EPD registration number
Publication date
Valid until

EPD International AB
The International EPD[®] System
EPD IES 0016696
2024 09 23
2029 09 22


An EPD should provide current information and may be updated if conditions change. The stated validity is therefore subject to the continued registration and publication at www.environdec.com

This EPD covers multiple products and is based on the results of the representative product.



General Information

| Programme information | |
|-----------------------|---|
| Programme | The International EPD® System |
| Address: | EPD International AB Box 210 60 SE-100 31 Stockholm Sweden |
| Website | www.environdec.com |
| E-mail | info@environdec.com |

| Accountabilities for PCR, LCA and independent, third-party verification | |
|--|---|
| Product Category Rules (PCR) | Construction products (EN 15804:A2) PCR 2019:14 Construction products (EN 15804:A2) (1.3.4) |
| Life Cycle Assessment (LCA) | Carbonzero AB |
| Third-party verification: | <p>Independent third-party verification of the declaration and data, according to ISO 14025:2006:</p> <p><input checked="" type="checkbox"/> EPD process certification</p> <p>Vladimír Kocí, LCA Studio</p>  <p>Approved by: The International EPD® System</p> |
| Procedure for follow-up of data during EPD validity involves third party verifier: <input type="checkbox"/> Yes <input checked="" type="checkbox"/> No | |

The EPD owner has the sole ownership, liability, and responsibility for the EPD.

EPDs within the same product category but registered in different EPD programmes, or not compliant with EN 15804, may not be comparable. For two EPDs to be comparable, they must be based on the same PCR (including the same version number) or be based on fully-aligned PCRs or versions of PCRs; cover products with identical functions, technical performances and use (e.g. identical declared/functional units); have equivalent system boundaries and descriptions of data; apply equivalent data quality requirements, methods of data collection, and allocation methods; apply identical cut-off rules and impact assessment methods (including the same version of characterisation factors); have equivalent content declarations; and be valid at the time of comparison. For further information about comparability, see EN 15804 and ISO 14025.

Company information

| | |
|--|---|
| Owner of the EPD | Ahlsell AB |
| Contact | Ekatherine Lagovardos |
| Description of the organisation | Ahlsell AB is present where people reside, work, and live their lives. Ahlsell AB is currently the Nordic region's leading community-building distributor of installation products, tools, and supplies for installation, construction, real estate management, industrial and power companies, and the public sector. With around 7,500 employees, 300 stores, e-commerce, and four central warehouses, we are working daily to achieve our vision of building a more sustainable society. |
| Product-related or management system-related certifications: | ISO 9001 & ISO 14001 |
| Name and location of production site(s): | Name of plant: Hallsberg Location: Sweden |

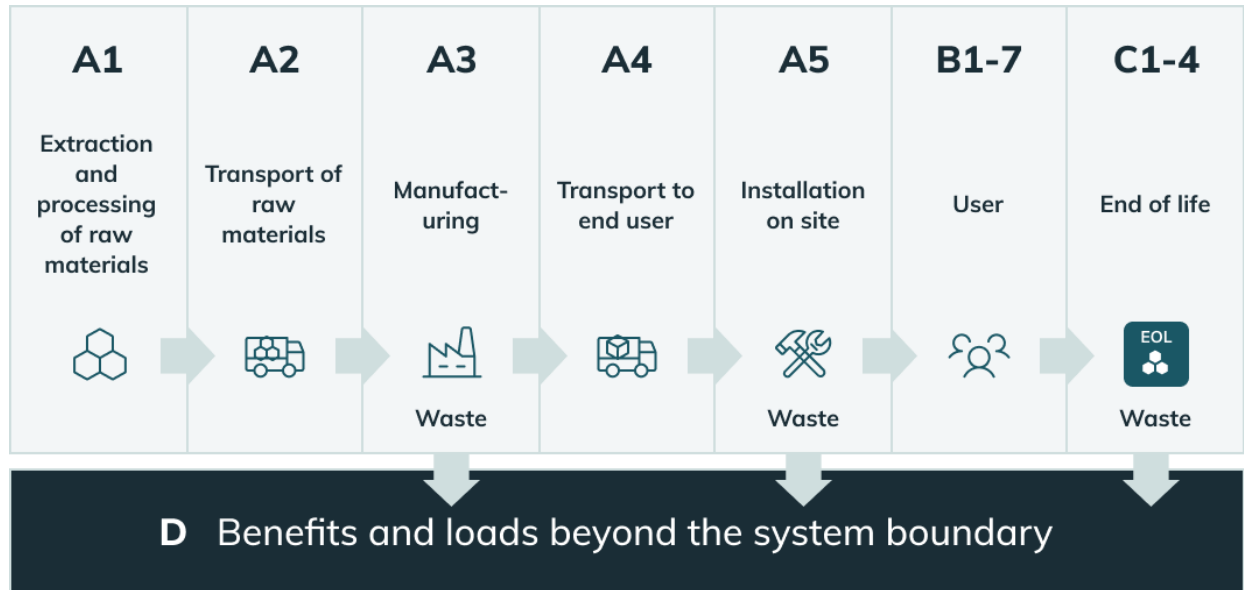
Product information

| | |
|----------------------|--|
| Product name(s) | AZUR ZERO KITCHEN MIX.2 CHROME 3, SIDE HANDLE, DWV, LEAD-FREE |
| Product description: | Kitchen mixer Azur Zero, Lead Free. Available in Chrome and Black. |
| RSL | 16 years |
| UN CPC code | 42911 - Sinks |

LCA information

| | |
|-----------------------------------|--|
| Functional unit / declared unit | 1 kg of Product |
| Time representativeness | Data obtained refers to the year 2023 |
| System Boundary | The system boundaries are set to be "cradle-to-gate" with modules A4, C1-C4 + D for end of life. |
| Database(s) and LCA software used | Eando X version 1.01 |

System diagram



| | | |
|-------|-------------------------------|---|
| A1 | Raw material supply | This module considers the extraction and processing of all raw materials, energy, and transportation which occur upstream to the studied manufacturing process, including packaging material. |
| A2 | Transport to the manufacturer | The raw materials are transported to the manufacturing site. |
| A3 | Manufacturing* | This module includes all resources used to produce and waste produced. This also includes additives and packaging material. |
| A4 | Transport | Transportation from the manufacturing site to distribution centre and then from the distribution centre to the building site is included. |
| | Transport Scenario | truck: 350km |
| A5 | Construction installation | This stage is not declared, except for the GWP-biogenic arising from packaging that leaves the system boundary, which is balanced in this module. |
| B1-B7 | Use stage | This stage is partially declared only B6 and B7. |
| C1 | Deconstruction/Demolition | This stage includes the de-construction and/or demolition of the building. This is not relevant as the product included in this study is not used in the construction process. |
| C2 | Transport | This stage represents the transport distance to the waste processing facility. |
| C3 | Waste processing | This stage includes any waste treatment needed. |
| | EOL Scenario | Landfill 10.07%. Incineration 1.68%. Recycling 88.25%. |
| C4 | Final disposal | This includes any material that is landfilled. |
| D | Benefits | Emission credits obtained from energy recovery and/or recycling materials |

* If purchased electricity used in the manufacturing process of module A3 accounts for more than 30% of the GWP-GHG results of modules A1-A3, the EPD shall declare the energy source behind the purchased electricity and its climate impact as kg CO2 eq./kWh. This information can be found in the end of the EPD.

Modules declared, geographical scope, share of specific data (in GWP-GHG results) and data variation (in GWP-GHG results):

| | Product stage | | | Assembly stage | | Use stage | | | | | | | End of life stage | | | | Benefits & loads beyond system boundary |
|--------------------|---------------|-----------|---------------|----------------|----------|-----------|-------------|--------|-------------|---------------|------------------------|-----------------------|----------------------------|-----------|------------------|----------|---|
| | Raw Materials | Transport | Manufacturing | Transport | Assembly | Use | Maintenance | Repair | Replacement | Refurbishment | Operational energy use | Operational water use | De-construction demolition | Transport | Waste processing | Disposal | |
| | A1 | A2 | A3 | A4 | A5* | B1 | B2 | B3 | B4 | B5 | B6 | B7 | C1 | C2 | C3 | C4 | D |
| Declared | X | X | X | X | X | ND | ND | ND | ND | ND | X | X | X | X | X | X | X |
| Geography | CN | GLO | SE | EU | EU | - | - | - | - | - | EU | EU | EU | EU | EU | EU | EU |
| Specific data used | > 90 % | | | - | - | - | - | - | - | - | - | - | - | - | - | - | - |
| Variation-Products | < 10 % | | | - | - | - | - | - | - | - | - | - | - | - | - | - | - |
| Variation-Sites | 0 % | | | - | - | - | - | - | - | - | - | - | - | - | - | - | - |

ND – Not Declared; X – Declared

Reading example: 9,0E-03 = 9,0*10⁻³ = 0,009

* Module A5 is only partially declared, GWP biogenic arising due to packaging material in A1-A3 stages are balanced in A5 where it exits the product system boundary.

Content Information

| Product Components | Weight, kg | Post-consumer material, weight-% | Biogenic material, weight-% and kg C/kg |
|--------------------|------------|----------------------------------|---|
| Metal | 0.954 | 0.000 | 0.000 |
| Plastic | 0.043 | 0.000 | 0.000 |
| Chemicals | 0.001 | 0.000 | 0.000 |
| Rubber | 0.002 | 0.000 | 0.000 |
| Total | 1.000 | 0.000 | 0.000 |

| Packaging Materials | Weight, kg | Weight-% (versus the product) | Weight biogenic carbon, kg C/kg |
|---------------------|------------|-------------------------------|---------------------------------|
| Packaging Paper | 0.011 | 1.124 | 0.005 |
| Corrugated board | 0.076 | 7.561 | 0.034 |
| Carton | 0.066 | 6.575 | 0.000 |
| Total | 0.153 | 15.261 | 0.038 |

| Dangerous substances from the candidate list of SVHC for Authorisation | EC No. | CAS No. | Weight-% per functional or declared unit |
|--|--------|---------|--|
| - | - | - | 0.000 |

At the date of issue of this declaration, there is no “Substance of Very High Concern” (SVHC) in concentration above 0.1% by weight, and neither does the packaging, following the European REACH regulation (Registration, Evaluation, Authorization and Restriction of Chemicals)

Environmental Information

Potential environmental impact – indicators according to EN 15804+A2

| Results per functional unit: 1 kg | | | | | | | | | | | |
|-----------------------------------|--------------|----------|----------|---------|----------|----------|---------|----------|----------|----------|----------|
| Indicator | Unit | A1 - A3 | A4 | A5 | B6 | B7 | C1 | C2 | C3 | C4 | D |
| GWP-total | kg CO2 eq | 686e+0 | 9.57e-2 | 9.55e-2 | 1.54e+3 | 1.39e-2 | 0.00e+0 | 3.60e-3 | 1.35e-2 | 4.89e-3 | -3.73e+0 |
| GWP-fossil | kg CO2 eq | 691e+0 | 9.39e-2 | ND | 1.54e+3 | 1.20e-2 | 0.00e+0 | 3.53e-3 | 4.37e-2 | 4.88e-3 | -3.73e+0 |
| GWP-biogenic | kg CO2 eq | -6.52e-2 | 2.27e-4 | 9.55e-2 | -7.49e-2 | 1.88e-3 | 0.00e+0 | 8.52e-6 | -3.02e-2 | 0.00e+0 | 7.31e-4 |
| GWP-luluc | kg CO2 eq | 1.36e-2 | 1.60e-3 | ND | 1.93e-1 | 4.73e-6 | 0.00e+0 | 6.00e-5 | 1.15e-6 | 4.86e-6 | -7.43e-3 |
| ODP | kg CFC-11 eq | 6.15e-8 | 1.39e-14 | ND | 1.90e-10 | 4.84e-14 | 0.00e+0 | 5.24e-16 | 1.18e-14 | 6.74e-14 | -3.80e-8 |
| AP | mole H+ eq | 3.99e-1 | 6.02e-4 | ND | 3.21e+0 | 2.01e-5 | 0.00e+0 | 2.26e-5 | 6.14e-6 | 1.56e-5 | -2.26e-1 |
| EP-freshwater* | kg P eq | 2.73e-2 | 4.05e-7 | ND | 3.82e-4 | 1.88e-6 | 0.00e+0 | 1.52e-8 | 3.39e-9 | 1.10e-7 | -1.79e-2 |
| EP-marine | kg N eq | 2.03e-2 | 2.95e-4 | ND | 7.01e-1 | 1.31e-5 | 0.00e+0 | 1.11e-5 | 1.66e-6 | 3.88e-6 | -1.25e-2 |
| EP-terrestrial | mole N eq | 2.68e-1 | 3.26e-3 | ND | 7.27e+0 | 6.43e-5 | 0.00e+0 | 1.22e-4 | 2.75e-5 | 4.26e-5 | -1.68e-1 |
| POCP | kg NMVOC eq | 7.81e-2 | 5.82e-4 | ND | 1.97e+0 | 1.75e-5 | 0.00e+0 | 2.19e-5 | 4.80e-6 | 1.22e-5 | -4.70e-2 |
| ADP-minerals & metals** | kg Sb eq | 4.86e-3 | 8.25e-9 | ND | 1.35e-5 | 5.17e-10 | 0.00e+0 | 3.10e-10 | 1.04e-10 | 1.43e-10 | -3.18e-3 |
| ADP-fossil** | MJ | 1.01e+2 | 1.25e+0 | ND | 1.11e+5 | 1.90e-1 | 0.00e+0 | 4.68e-2 | 2.67e-2 | 7.30e-2 | -5.40e+1 |
| WDP** | m3 | 6.82e+0 | 1.47e-3 | ND | 1.22e+2 | 7.24e-1 | 0.00e+0 | 5.52e-5 | 4.14e-3 | -6.42e-5 | -3.95e+0 |

GWP-fossil = Global Warming Potential fossil fuels; GWP-biogenic = Global Warming Potential biogenic; GWP-luluc = Global Warming Potential land use and land use change; ODP = Depletion potential of the stratospheric ozone layer; AP = Acidification potential, Accumulated Exceedance; EP-freshwater = Eutrophication potential, fraction of nutrients reaching freshwater end compartment; EP-marine = Eutrophication potential, fraction of nutrients reaching marine end compartment; EP-terrestrial = Eutrophication potential, Accumulated Exceedance; POCP = Formation potential of tropospheric ozone; ADP-minerals&metals = Abiotic depletion potential for non-fossil resources; ADP-fossil = Abiotic depletion for fossil resources potential; WDP = Water (user) deprivation potential, deprivation-weighted water consumption

* The results in kg PO4 eq. can be obtained by multiplying the results in kg P eq. by a factor of 3,07.

** The results of this environmental impact indicator shall be used with care as the uncertainties on these results are high or as there is limited experience with the indicator.

Use of resources

Results per functional unit: 1 kg

| Indicator | Unit | A1 - A3 | A4 | A5 | B6 | B7 | C1 | C2 | C3 | C4 | D |
|-----------|----------------|---------|---------|----|---------|---------|---------|---------|----------|----------|----------|
| PERE | MJ | 1.87e+1 | 1.07e-1 | ND | 1.33e+2 | 3.68e-2 | 0.00e+0 | 4.04e-3 | 6.32e-3 | 6.56e-3 | -1.25e+1 |
| PERM | MJ | 2.59e+0 | 0.00e+0 | ND | 0.00e+0 | 0.00e+0 | 0.00e+0 | 0.00e+0 | 0.00e+0 | 0.00e+0 | 0.00e+0 |
| PERT | MJ | 2.13e+1 | 1.07e-1 | ND | 1.33e+2 | 3.68e-2 | 0.00e+0 | 4.04e-3 | 6.32e-3 | 6.56e-3 | -1.25e+1 |
| PENRE | MJ | 1.42e+1 | 0.00e+0 | ND | 0.00e+0 | 1.90e-1 | 0.00e+0 | 0.00e+0 | 2.67e-2 | 7.29e-2 | -6.65e-1 |
| PENRM | MJ | 2.16e+0 | 0.00e+0 | ND | 0.00e+0 | 0.00e+0 | 0.00e+0 | 0.00e+0 | -6.42e-1 | -7.38e-1 | 3.93e-1 |
| PENRT | MJ | 1.64e+1 | 0.00e+0 | ND | 0.00e+0 | 1.90e-1 | 0.00e+0 | 0.00e+0 | -6.15e-1 | -6.65e-1 | -2.72e-1 |
| SM | kg | 1.10e-1 | 0.00e+0 | ND | 0.00e+0 | 0.00e+0 | 0.00e+0 | 0.00e+0 | 0.00e+0 | 0.00e+0 | 9.03e-1 |
| RSF | MJ | 3.45e+1 | 0.00e+0 | ND | 0.00e+0 | 0.00e+0 | 0.00e+0 | 0.00e+0 | 0.00e+0 | 0.00e+0 | -2.80e+1 |
| NRSF | MJ | 0.00e+0 | 0.00e+0 | ND | 0.00e+0 | 0.00e+0 | 0.00e+0 | 0.00e+0 | 0.00e+0 | 0.00e+0 | 0.00e+0 |
| FW | m ³ | 1.32e-1 | 1.20e-4 | ND | 2.54e+1 | 1.64e-1 | 0.00e+0 | 4.52e-6 | 9.93e-5 | 8.64e-7 | -9.30e-2 |

Acronyms

PERE = Use of renewable primary energy excluding renewable primary energy resources used as raw materials; PERM = Use of renewable primary energy resources used as raw materials; PERT = Total use of renewable primary energy resources; PENRE = Use of non-renewable primary energy resources excluding non-renewable primary energy resources used as raw materials; PENRM = Use of non-renewable primary energy resources used as raw materials; PENRT = Total use of non-renewable primary energy re-sources; SM = Use of secondary material; RSF = Use of renewable secondary energy resources; NRSF = Use of non-renewable secondary fuels; FW = Use of net fresh water

Additional voluntary indicators

| Results per functional unit: 1 kg | | | | | | | | | | | |
|-----------------------------------|--|---------|---------|----|---------|---------|---------|---------|---------|---------|----------|
| Indicator | Unit | A1 - A3 | A4 | A5 | B6 | B7 | C1 | C2 | C3 | C4 | D |
| GWP-GHG | kg CO2 eq | 6.70e+0 | 8.90e-5 | ND | 0.00e+0 | 0.00e+0 | 0.00e+0 | 3.34e-6 | 4.37e-2 | 4.72e-3 | -3.71e+0 |
| EP | kg PO4 eq | 7.43e-2 | 1.01e-7 | ND | 0.00e+0 | 0.00e+0 | 0.00e+0 | 3.78e-9 | 8.53e-7 | 2.74e-6 | -6.01e-2 |
| Acronyms | GWP-GHG global warming potential - greenhouse gases; EP eutrophication potential | | | | | | | | | | |

The GWP-GHG indicator is identical to GWP-total except that the characterisation factor (CF) for biogenic CO2 is set to zero. This means that the uptake and emissions of biogenic CO2 are "balanced out" already in modules A1-A3, instead of in modules A1-A5 (for packaging) or modules A-C (for product). In the context of Norwegian public procurement legislation, GWP-GHG is also referred to as GWP-IOBC.

Waste and output flows

| Results per functional unit: 1 kg | | | | | | | | | | | |
|-----------------------------------|--|---------|----------|----|---------|----------|---------|----------|----------|----------|----------|
| Indicator | Unit | A1 - A3 | A4 | A5 | B6 | B7 | C1 | C2 | C3 | C4 | D |
| HWD | kg | 1.14e-6 | 4.78e-11 | ND | 2.33e-7 | 6.21e-12 | 0.00e+0 | 1.80e-12 | 1.58e-13 | 6.03e-12 | -8.76e-7 |
| NHWD | kg | 3.89e+0 | 2.03e-4 | ND | 8.85e+0 | 4.66e-2 | 0.00e+0 | 7.64e-6 | 6.33e-3 | 1.01e-1 | -2.92e+0 |
| RWD | kg | 6.63e-4 | 2.28e-6 | ND | 3.38e+1 | 8.18e-6 | 0.00e+0 | 8.56e-8 | 8.54e-7 | 8.50e-7 | -2.51e-4 |
| Acronyms | HW Hazardous waste disposed; NHW Non-hazardous waste disposed; RW Radioactive waste disposed | | | | | | | | | | |

Output flows

Results per functional unit: 1 kg

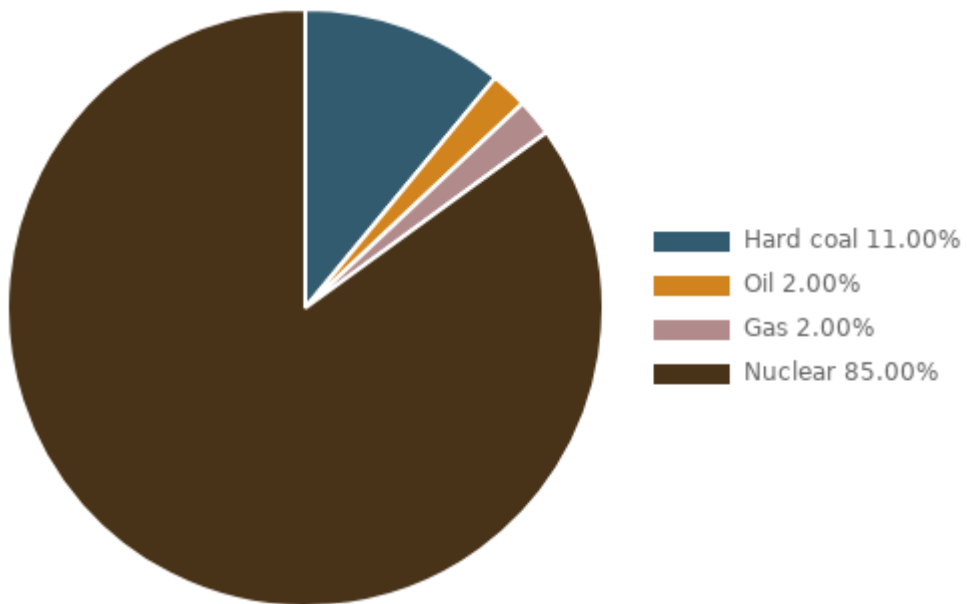
| Indicator | Unit | A1 - A3 | A4 | A5 | B6 | B7 | C1 | C2 | C3 | C4 | D |
|-----------|---|---------|---------|----|---------|---------|---------|---------|---------|---------|----------|
| CRU | kg | 3.45e+1 | 0.00e+0 | ND | 0.00e+0 | 0.00e+0 | 0.00e+0 | 0.00e+0 | 0.00e+0 | 0.00e+0 | -2.80e+1 |
| MFR | kg | 0.00e+0 | 0.00e+0 | ND | 0.00e+0 | 0.00e+0 | 0.00e+0 | 0.00e+0 | 8.82e-1 | 0.00e+0 | 0.00e+0 |
| MER | kg | 0.00e+0 | 0.00e+0 | ND | 0.00e+0 | 0.00e+0 | 0.00e+0 | 0.00e+0 | 1.68e-2 | 0.00e+0 | 0.00e+0 |
| EEE | MJ | 0.00e+0 | 0.00e+0 | ND | 0.00e+0 | 0.00e+0 | 0.00e+0 | 0.00e+0 | 0.00e+0 | 0.00e+0 | 0.00e+0 |
| EET | MJ | 0.00e+0 | 0.00e+0 | ND | 0.00e+0 | 0.00e+0 | 0.00e+0 | 0.00e+0 | 0.00e+0 | 0.00e+0 | 0.00e+0 |
| Acronyms | CRU Components for reuse; MFR Materials for recycling; MER Materials for energy recovery; EEE Exported electric energy; ETE Exported thermal energy | | | | | | | | | | |

Energy Breakdown

Electricity used in the manufacturing

| Name | Data source | GWP excl. biogenic [kg CO2-eq/kWh] |
|--|-------------|------------------------------------|
| Electricity Residual Mix - Sweden (2023) | AIB | 1,17E-2 |

Breakdown of electricity usage



Product Table

| Name | Weight, kg | Unit |
|---|------------|------|
| AZUR ZERO KITCHEN MIX. 4 BLACK TOPP HANDLE, DWV, LEAD-FREE | 2.784 | pc |
| AZUR ZERO KITCHEN MIX. 3 BLACK TOPP HANDLE, LEAD-FREE | 1.902 | pc |
| AZUR ZERO KITCHEN MIX. 2 BLACK SIDE HANDLE, DWV, LEAD-FREE | 2.961 | pc |
| AZUR ZERO KITCHEN MIX. 1 BLACK SIDE HANDLE, LEAD-FREE | 2.079 | pc |
| AZUR ZERO KITCHEN MIX.4 CHROME 3, TOPP HANDLE, DWV, LEAD-FREE | 2.864 | pc |
| AZUR ZERO KITCHEN MIX.2 CHROME 3, SIDE HANDLE, DWV, LEAD-FREE | 3.042 | pc |
| AZUR ZERO KITCHEN MIX.3 CHROME 3, TOPP HANDLE, LEAD-FREE | 1.970 | pc |
| AZUR ZERO KITCHEN MIX.1 CHROME 3, SIDE HANDLE, LEAD-FREE | 2.148 | pc |

Additional information

Additional Environmental Information

See the PCR and sections 5.4, 7.3 and 7.4 in EN 15804.

An EPD may include additional environmental information, in addition to the LCA results of the section on environmental performance results. The additional environmental information may cover various aspects of specific relevance for the product, for example:

instruction for proper use of the product, e.g. to minimise the energy or water consumption or to improve the durability of the product; instructions for proper maintenance and service of the product; information on key parts of the product determining its durability; information on recycling including e.g. suitable procedures for recycling the entire product or selected parts and the potential environmental benefits gained; information on a suitable method of reuse of the product (or parts of the products) and procedures for disposal as waste at the end of its life cycle, information regarding disposal of the product or inherent materials, and any other information considered necessary to minimise the product's end-of-life impacts, information on permanent (more than 100 years) storage of biogenic carbon, either in the product, in a landfill, or as a consequence of applying carbon capture and storage (CCS) to the incineration of biogenic carbon, and how this would influence GWP-biogenic results if the GWP-biogenic indicator would allow consideration of such storage (it currently does not according to EN 15804; in case of such storage a virtual emission of biogenic CO₂ has to be added, see Annex 2) a more detailed description of an organisation's overall environmental work such as: the existence of a quality or environmental management system or any type of organised environmental activity, and information on where interested parties may find more details about the organisation's environmental work.

Additional environmental information can also include information on carbon offset, carbon storage and delayed emissions, or on release of dangerous substances to indoor air, soil and water during the use stage.

To calculate the impacts regarding operational energy use, the technical criteria issued by Unified Water Label for taps and showers were considered. For operational water use impacts, per person consumption data available from RISE was taken into consideration and the consumption throughout the RSL was determined accordingly.

Additional social and economic information

The EPD may also include other relevant social and economic information as additional and voluntary information. This may be product information or a description of an organisation's overall work on social or economic sustainability, such as activities related to supply chain management or social responsibility.

Any additional social and economic information declared shall be substantiated and verifiable, and be derived using appropriate methods and be specific, accurate, not misleading, and relevant to the specific product. Quantitative information is preferred over qualitative information.

References

| | |
|--|---|
| EN 15804:2012+A2 | Sustainability of construction works: Environmental product declaration – Core rules for the product category of construction products |
| EPD International (2021) | General Programme Instructions of the International EPD® System, version 4.0 |
| EPD International (2024) | PCR 2019:14. Construction products and construction services (EN 15804: A2) v1.3.4. |
| ISO 14020:2000 | Environmental labels and declarations: General principles |
| ISO 14025:2006 | International Standard ISO 14025: Environmental labels and declarations — Type III environmental declarations — Principles and procedures |
| ISO 14040:2006 | International Standard ISO 14040: Environmental Management – Life cycle assessment – Principles and framework. Second edition 2006-07-01. |
| ISO 14044:2006 | International Standard ISO 14040: Environmental Management – Life cycle assessment – Principles and framework. Second edition 2006-07-01. |
| SCB (2023) | https://www.statistikdatabasen.scb.se/pxweb/en/ssd/START_MI_MI0305/MI0305T003/tal Accessed 2024-02-03 |
| Association of Issuing Bodies | European Residual Mixes 2021 (2022) https://www.aib-net.org/sites/default/files/assets/facts/residual-mix/2021/AIB_2021_Residual_Mix_Results_1_1.pdf (Retrieved 2023-09-20) |
| Searates (2024) | https://www.searates.com/services/distances-time/ (Accessed 2024-02-03) Accessed 2024-02-03 |
| RI.SE (2024) | The right amount and quality of water - at the right place and time (https://www.ri.se/en/our-stories/the-right-amount-and-quality-of-water-at-the-right-place-and-time) (Accessed 2024-09-10) |
| Taps & Showers Technical Criteria (2024) | Taps & Showers Technical Criteria (https://uwla.eu/wp-content/uploads/2024/08/TAPS-Showers-Technical-Criteria-August-2024-1.pdf) (Accessed 2024-09-10) |

Contact Info

| | |
|------------------------------|---|
| <p>EPD owner:</p> |  <p>Ahlsell AB Email: ekatherine.lagovardos@ahlsell.se Telephone: +46 8 685 70 00 Address: SE-117 98 Stockholm, Sweden</p> |
| <p>LCA author:</p> |  <p>Carbonzero AB Email: info@eando.se Telephone: +46 4 317 07 07 Address: SE-262 32 Ängelholm, Sweden</p> |
| <p>Third party verifier:</p> |  <p>Vladimír Kocí Email: vladimir.koci@lcastudio.cz Telephone: +420 608 055 972 Address: 123 MLCA Studio, Šárcecká 1962/5, 160 00 Praha 6</p> |
| <p>Program operator:</p> |  <p>EPD International AB Email: info@environdec.com Telephone: +46 (0)73 311 30 20 Address: SE-11427 Stockholm, Sweden</p> |